


4 Adjust variable Hop-Up 可调式HOP-UP调节

Adjust variable Hop-up system for best shooting
调节可调式Hop-UP系统以达到最佳射击效果。

1.Slightly slide the hop-up adjustment knob.
轻轻滑动Hop-UP调节钮。

2.Soot a few bullets,exam the trajectory.
把按钮向“Hop”方向滑动则射出BB弹微调向上。



5 Maintenance 维护说明

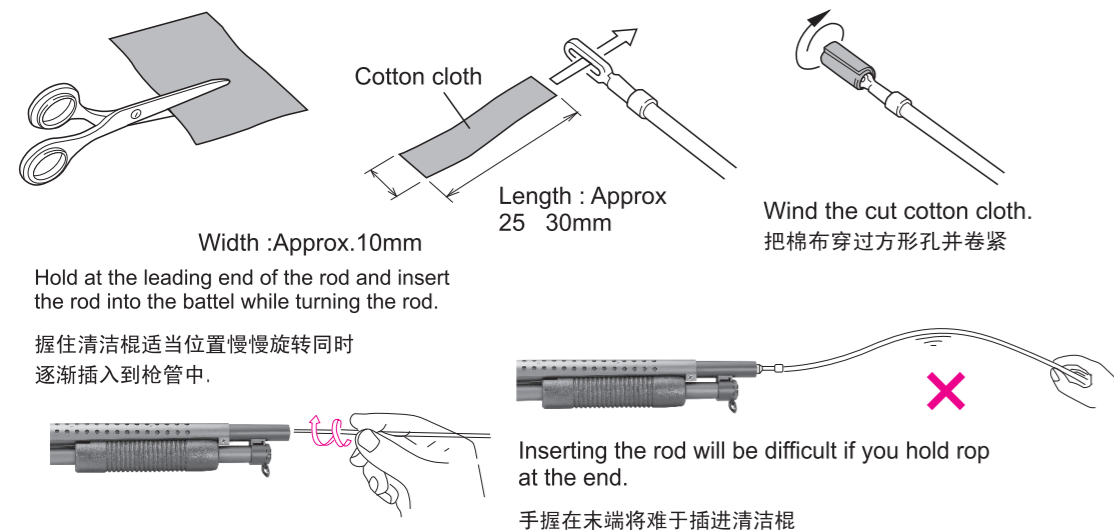
1.Maintenance when Bullet Speed Becomes low 射出子弹速度变慢时的维护

① Apply Oil as shown below, using the cleaning rod and oiled cotton cloth. Insert cleaning rod into the barrel.
如下图所示,把棉布包扎在清洁棍上并喷上清洁剂。把清洁棍插入枪管中。

② To complete the cleaning, use the cleaning rod (with cotton) as shown below.To remove excess oil.
清洁完枪管后,换上干净布条,清除枪管中多余油渍。

Warning 警告

● Always carry out maintenance AFTER returning the hop up lever to the Normal position.(Hop-OFF)
做此维护前请务必把HOP Up调至正常位置。



2.Removing clogged bullets 卡弹处理

① Remove the magazine and return the hop up adjustment to the Normal position.
如发生卡弹时,先卸下弹匣,将上翻弹(Hop up)功能钮调至正常位置。

② Insert the cleaning rod from the load edge of the barrel,be careful so that the the angled part of the cleaning rod faces down,and remove clogged bullets.
把清弹棒插入枪管,(斜面向下)。子弹从弹盒插口退出。

3. Normal Maintenance 日常养护

- Keep the rifle in clean condition.
把枪支放置在清洁地方
- Never used dirty, damaged or distorted bullets.
禁止用脏污的,受损的或劣质子弹。
- Regularly clean the barrel with soft cleaning rod.
定期用洁净导棍清洁枪管。

PUMP ACTION SHOTGUN M58

OWNER'S MANUAL

USE 6mm BB BULLET

Age: Above 18

WARNING:

	DANGEROUS: NOT A TOY. Adult supervision required. Misuse or careless use may cause serious injury.
	FOR AGES 18 YEARS AND UP - Must be 18 years of age to purchase; minors require parent or legal guardian supervision to operate.
	EYE PROTECTION REQUIRED - Always wear eye and body protection to prevent injury. Do not fire at hard surface to prevent ricochet.
	READ INSTRUCTION BEFORE OPERATING - Follow safe handling procedures at all times. The purchaser and user should conform to all laws governing the use and ownership of airguns.
	DO NOT BRANDISH OR DISPLAY THIS PRODUCT IN PUBLIC - It may confuse people and may be a crime. Police and others may think it is a firearm. Do not change the coloration and markings to make it look more like a firearm. That is dangerous and may be a crime.

WARNING 注意

Always read through this manual before operation
使用前请阅读此说明书

- Read through this manual before shooting, paying special attention for safe operation
使用前请详读本说明书,特别注意关于安全方面的操作。
- Thoroughly understand the warnings and cautions for safe operation
为安全起见,务须透彻理解警告及注意事项。



Always use precision BB Bullets for this air gun. Never use any used BB bullets.
请使用精密BB子弹,不要使用任何使用过的BB弹。

Do not look directly into the gun barrel to avoid accidental discharge of BB.
不要直接地看枪管,避免BB弹意外发射。


Never aim or shoot a person or animal as the target. Always set the selector on safety position except when you are ready to shoot a target.
不可把人或动物当作目标瞄准或射击。请把选择杆拨在安全档,除非准备射击安全目标。



Never hold the gun sideways as the BB bullets will curve right or left. This is due to the HOP-UP system.
切勿把枪支侧置射击,因为HOP UP功能会导致弹道偏向左侧或右侧。

Do not brandish in public, do not alter the coloration and warnings -such an action is dangerous and may be a crime.
切勿在公众场合展示本汽枪,它会引起功能会导致弹道偏向左侧或右侧。

Select a safe place for operating the air gun, avoiding places where people and cars pass cross or third persons are around.
选择一个安全的地方操作气枪,切勿在有人和汽车的路上操作气枪。



Always remove the battery and store the air gun in a case or bag and at a place out of reach by children so that they will not be injured during mischevous play.
存放时注意先取出电池,再把气枪放在枪盒或枪袋里,把它存放在儿童够不到的地方,以免儿童触及玩耍而被误伤。

Disassembling or modifying the gun may generate danger or adversely affect the performance. So avoid disassembling or modifying the air gun.
拆除或改装气枪可能产生危险或者影响性能。

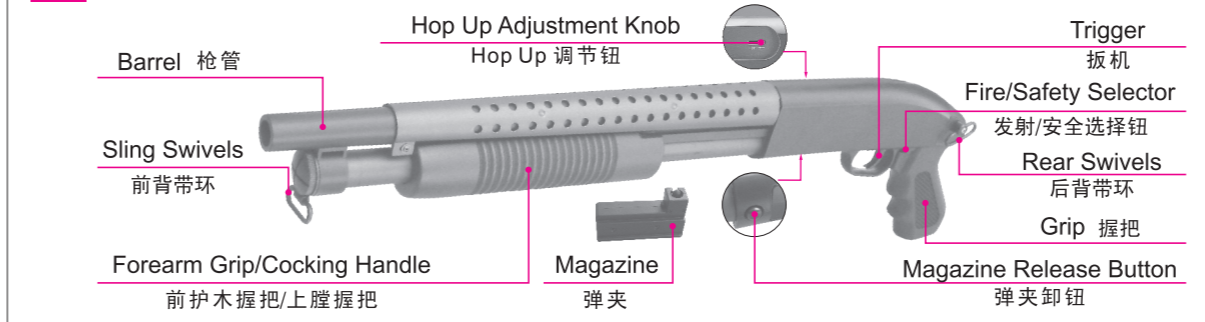
There are cases that bullets remain in the gun after the magement is disconnected, pulling the trigger carelessly is extremely dangerous. After towards a safe direction and fire to confirm that no bullets remain in the gun.
在取出弹夹后,不小心扣动扳机仍有可能是危险的。请将枪口对准安全方向,扣动扳机以确定枪里没有残留子弹。

存放时注意先取出电池,再把气枪放在枪盒或枪袋里,把它存放在儿童够不到的地方,以免儿童触及玩耍而被误伤。

拆除或改装气枪可能产生危险或者影响性能。

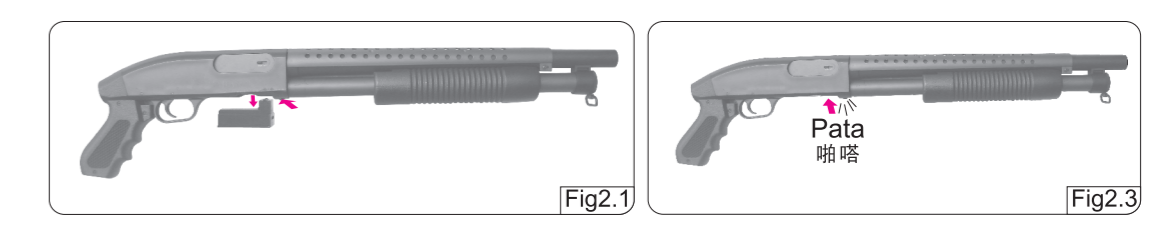
在取出弹夹后,不小心扣动扳机仍有可能是危险的。请将枪口对准安全方向,扣动扳机以确定枪里没有残留子弹。

1 Component Chart 部件名称



2 Setting the magazine 装入BB弹

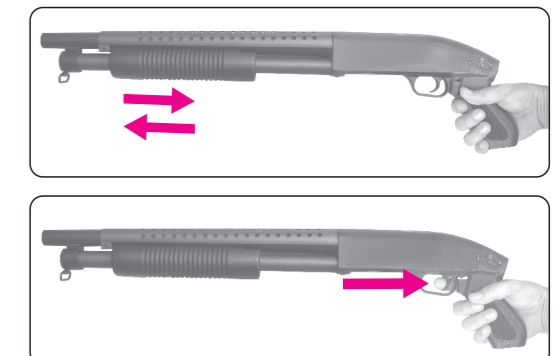
- 1.Press the Magazine Release Lever to remove the Magazine.(Fig2.1)
按弹匣卸钮,取出弹匣。(图2.1)
- 2.Load the bullets into the Speet Loader.
将BB弹装入装弹器内。
- 3.Align the tip of the Speed Loader with the pellets drop of the Magazine.
(Fig2.2)
把快速充弹器的出弹嘴对准弹匣的BB弹入口。(图2.2)
- 4.Push the spring Rod to load pellets into the magazine.Repeat this process until the magazine is full.(It can be loaded with about 14 bullets.)
按下弹簧压棍,把BB弹充入弹匣,重复此过程直至弹匣充满为止(约14颗)。
- 5.Insert the loaded magazine into the shotgun.(Fig2.3)
把弹匣插入枪支。(图2.3)



3 Firing Safely 射击

Shooting method 1:
射击方法1:

1. Push the Fire/Safety selector to Fire Position.
把发射/安全选择钮拨向发射选择档位。
2. Pull back forearm grip and return it absolutely.
向后拉前护木把并完全回位。
3. Pull trigger to shoot
拉动扳机射出BB弹。



Shooting method 2:Running shooting
射击方法2:连续发射

1. Push the Fire/Safety selector to Fire Position.
把发射/安全选择钮拨向发射选择档位。
2. Repeated cocking operations When the trigger remains Pulled.
按住扳机不放,重复来回拉前护木把手,则连续发射BB弹。

